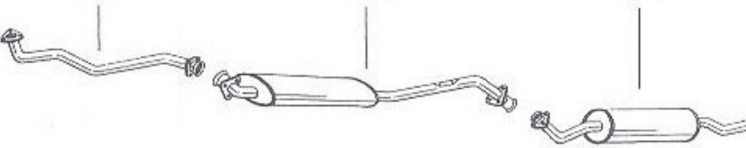
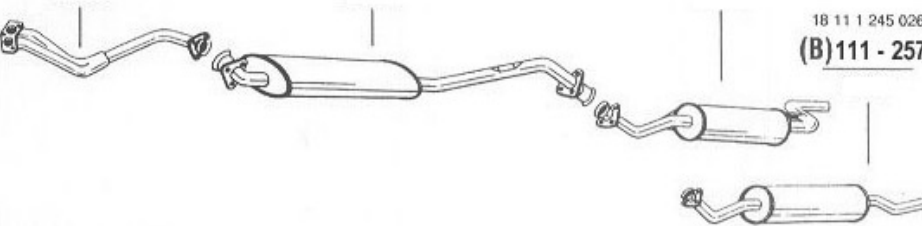
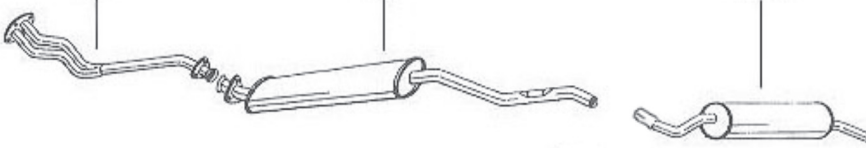


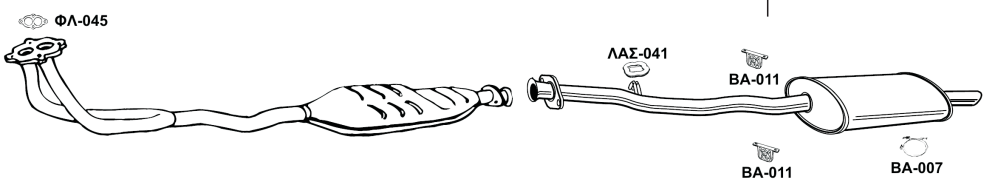

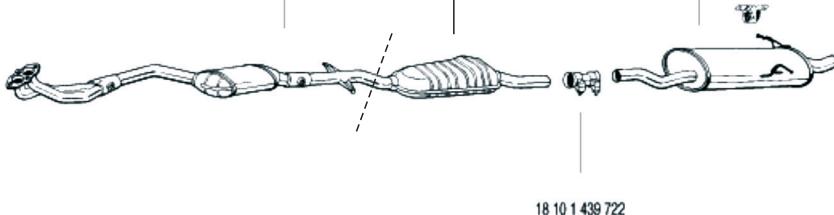


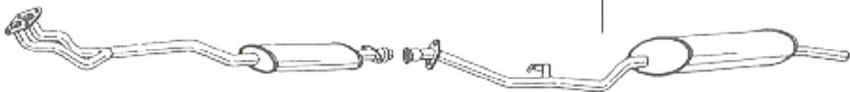
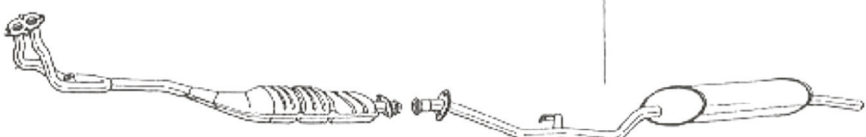







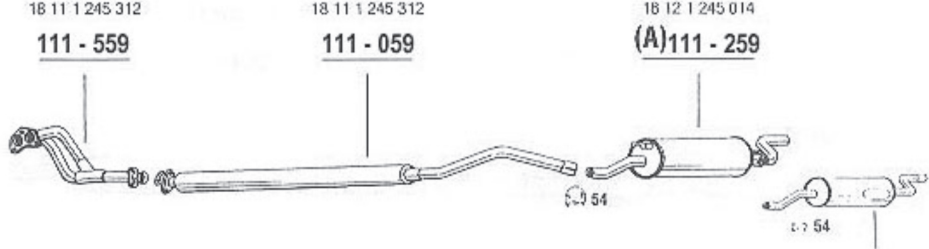
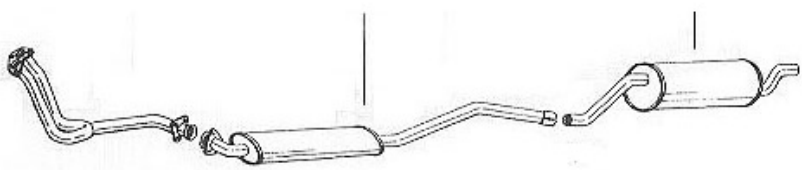

<p>18 11 1 246 487 111 - 555</p> <p>18 12 1 245 614 111 - 057</p> <p>18 12 1 175 026 111 - 257</p> 	<p>315 Sedan 2/81-6/84 1573 cc, 75 HP, 55 KW T° E21</p>
<p>18 11 1 245 203 111 - 556</p> <p>18 11 1 245 614 111 - 057</p> <p>18 11 1 245 824 (A) 111 - 256</p> <p>18 11 1 245 026 (B) 111 - 257</p> 	<p>316, 318, 318i, 320, 320i Sedan (A) 75-09/78 1573 cc, 90 HP, 66 KW T° E21 4CYL 1766cc, 98HP, 72KW 1766cc, 105 HP, 77KW 1990cc, 109HP, 80KW 1990cc, 122HP, 90KW (B) 10/78 - 10/82</p>
<p>18 11 1 176 645 111 - 569</p> <p>18 12 1 176 990 111 - 069</p> <p>18 12 1 176 991 111 - 269</p> 	<p>316, 318i Sedan 10/82-09/87 1573 cc, 90HP, 66KW T° E30 1766cc, 105HP, 77KW</p>
<p>18 10 1 719 496</p> <p>18 10 1 719 498 111 - 281</p> 	<p>316i Sedan 09/88-90 1766cc, 102HP, 75KW T° E30</p>
<p>11 76 1 716 470</p> <p>18 10 4 719 498 111 - 281</p> 	<p>316 CAT Sedan 09/88-11/90 1596cc, 99HP, 73KW T° E30 M° M40</p>

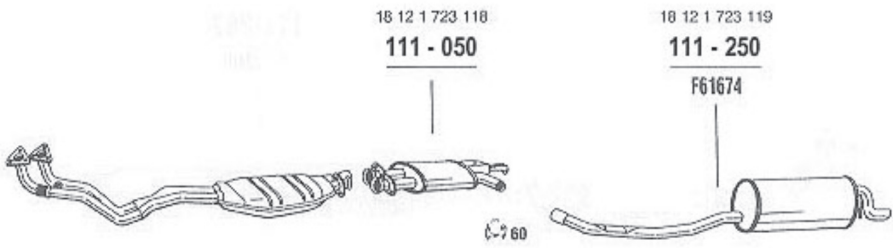
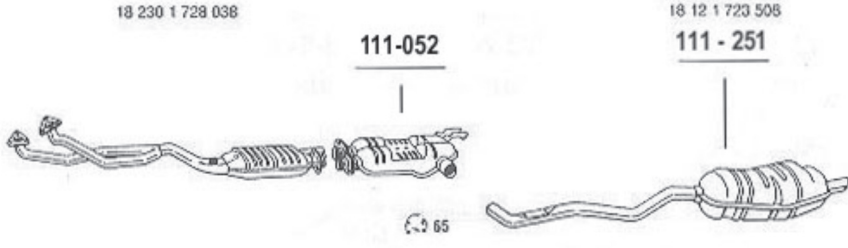
BMW - PEBSSA

<p>316i KAT</p> <p>Sedan, Touring 12/90-03/93 1596 cc 100 PS , 74 kW Typ: E36 Mot.: M40</p>	<p>18301-728178 CAT <u>904.0007</u> A</p> <p>18301-432152 CAT <u>904.0009</u> B</p> <p>18101-719409 18101-723767 <u>111-283</u></p> 
<p>316i CAT</p> <p>1.6 Compact Hatchback 94- 1596 cc, 102 HP, 75 KW M°M43 T°E36</p>	<p>18 30 1 728 178</p> <p>18 10 1 247 415 <u>111 - 280</u></p> 
<p>316 - 318 CAT</p> <p>1.9i E46 02/98-01 1895 cc Mot: M43</p> <p>SEDAN COUPE</p>	<p>18 30 1 713 633</p> <p><u>111-087</u></p> <p>18 12 1 712 927 <u>111-287</u></p>  <p>18 10 1 439 722</p>
<p>316 - 318 CAT</p> <p>1.9-2.0i E46 01-05 1796 cc - 1995 cc Mot: N40, N42, N46</p> <p>SEDAN COUPE CABRIO</p>	<p>18 30 7 525 551</p> <p>18 10 7 509 319</p>  <p>18 10 1 439 722</p>
<p>318i CAT</p> <p>Sedan 85-09/87 1766cc, 102HP, 75kw T° E30</p>	<p>11 76 1 716 742</p> <p>18 12 1 707 860 <u>111 - 282</u></p> 

<p>18 10 1 712 790</p> <p>18 11 1 719 202 111 - 284</p> 	<p>318i Sedan 09/87-04/91 1795cc, 115HP, 85 KW T° E30</p> <p>Touring 09/87-04/91 1795cc, 115HP, 85 KW</p>
<p>11 76 1 716 470 CAT</p> <p>18 11 1 719 202 111 - 284</p> 	<p>318i CAT Sedan, Cabrio 09/87-04/91 1795cc, 115HP, 85 KW T° E30</p> <p>Touring 09/87-04/91 1795cc, 113HP, 83 KW T° E30</p>
<p>18 30 1 728 083</p> <p>18 120 1 723 240 111 - 285</p> 	<p>318iS CAT Sedan -16V 09/89-04/91 1795cc, 136HP, 100 KW T° E30</p>
<p>18301-728178 CAT 904.0007 A</p> <p>18301-432152 CAT 904.0009 B</p> <p>18101-247278 111-286</p> 	<p>318i CAT Sedan 12/90-02/93 1796cc, 113HP, 83KW T° E36 M° M40</p>
<p>18 30 1 732 982</p> <p>18 10 1 728 581 111 - 289</p> 	<p>318iS CAT 16V Sedan, Coupé 04/91- 1796 cc, 140 HP, 103 KW M° M42 T° E36</p>

BMW - PEBSSA

<p>320i CAT</p> <p>Sedan, Cabrio, Touring 09/86-04/91</p> <p>1990cc, 129HP, 95KW T° E30</p>	<p>11 76 1 716 743</p> <p>18 10 1 719 248 111 - 267</p> 
<p>320i CAT</p> <p>Sedan, Cabrio, Coupé 04/91-</p> <p>1991cc, 150HP, 110KW T° E36</p>	<p>18 30 1 728 260</p> <p>18 10 1 737 097</p> 
<p>518, 520, 520i</p> <p>Sedan 72-09/75 (A)</p> <p>1766cc, 90HP, 66KW T° E12</p> <p>518, 520, 520i</p> <p>Sedan 10/75-02/80 (B)</p> <p>1766cc, 90HP, 66KW T° E12</p>	<p>18 11 1 245 312 111 - 559</p> <p>18 11 1 245 312 111 - 059</p> <p>18 12 1 245 014 (A) 111 - 259</p> <p>18 12 1 246 456 (B) 111 - 260</p> 
<p>518</p> <p>Sedan 81-</p> <p>1766cc, 90HP, 66KW T° E28</p>	<p>18 11 1 177 691 111 - 070</p> <p>18 12 1 175 839 111 - 270</p> 
<p>518i CAT</p> <p>Sedan, Touring 09/90-</p> <p>1796cc, 113HP, 83KW T° E34</p>	<p>18 11 1 177 661 CAT</p> <p>18 10 1 728 350 111 - 290</p> 

 <p>18 12 1 723 118 111 - 050</p> <p>18 12 1 723 119 111 - 250 F61674</p> <p>60</p>	<p>520i CAT</p> <p>Sedan 01/88-09/90 1990cc, 126 HP, 93 KW T° E34</p>
 <p>18 230 1 728 038</p> <p>111-052</p> <p>18 12 1 723 508 111 - 251</p> <p>65</p>	<p>520i CAT</p> <p>Sedan, Cabrio, Touring -24V 09/90-08/95 1991cc, 150HP, 110KW M° M50 T° E34</p>