

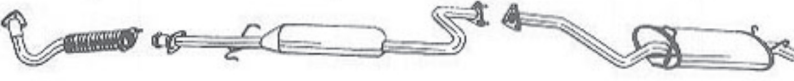
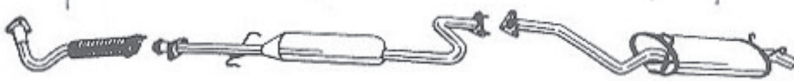


















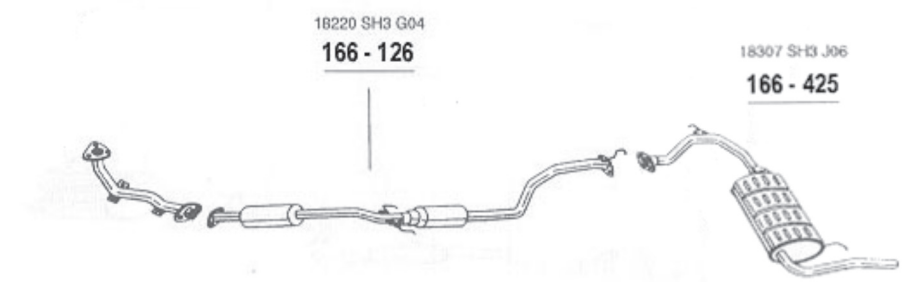
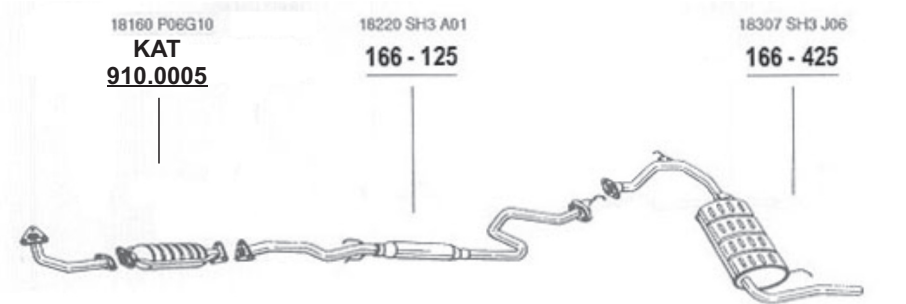
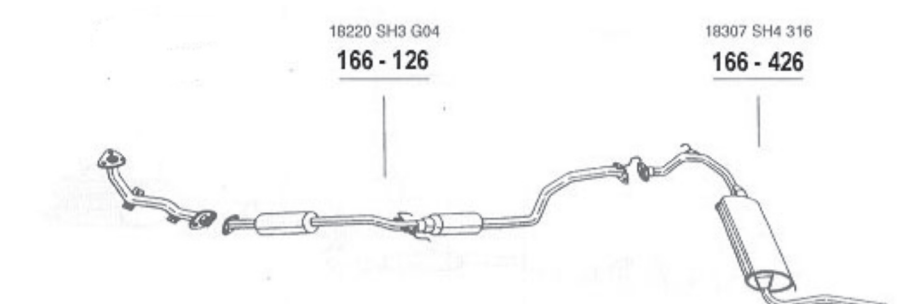

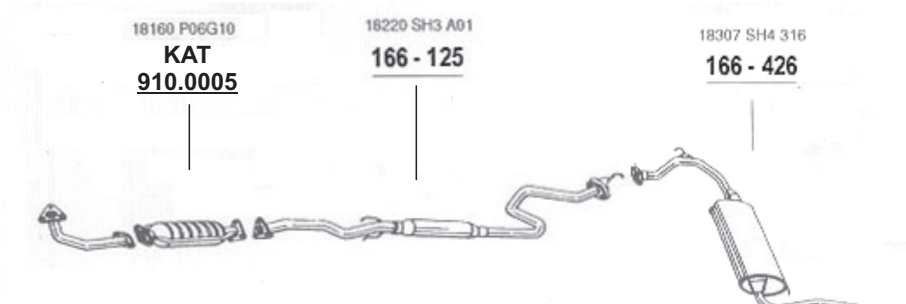
<p>18210 671 010 <b>166 - 510</b></p> <p>18220 671 651 <b>166 - 110</b></p> <p>18307 671 013 <b>166 - 410</b></p> 	<p><b>Accord</b> 1.6 Hatchback 76-78 1602 cc, 80HP, 59 KW M°EG T° SJ53</p>
<p>18210 671 010 <b>166 - 510</b></p> <p>18220 671 651 <b>166 - 110</b></p> <p>18307 672 023 <b>166 - 411</b></p> 	<p><b>Accord</b> 1.6 Sedan 77-78 1602 cc, 80 HP, 59 KW M°EG T° SJ54</p>
<p>18210 671 602 <b>166 - 511</b></p> <p>18220 671 651 <b>166 - 117</b></p> <p>18307 672 023 <b>166 - 418</b></p> 	<p><b>Accord</b> 1.6 Sedan 79-80 1602 cc, 80 HP, 59 KW M°EL T° SJ54</p>
<p>18210 SA5 600 <b>166 - 517</b></p> <p>18220 SA5 603 <b>166 - 117</b></p> <p>18307 SA5 603 <b>166 - 417</b></p> 	<p><b>Accord</b> 1.6, 1.8 Hatchback 82-85 1602 cc, 80 HP, 59 KW M°EL T° SY53 1829 cc, 98 HP, 72 KW M°ET T° AD53</p>
<p>18210 SA5 600 <b>166 - 517</b></p> <p>18220 SAS 603 <b>166 - 117</b></p> <p>18307 5A6 603 <b>166 - 418</b></p> 	<p><b>Accord</b> 1.6, 1.8 Sedan 82-85 1602 cc, 80 HP, 59 KW M°EL T° SY54 1829 cc, 98 HP, 72 KW M°ET T° SY54</p>

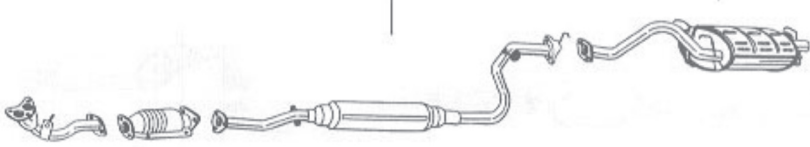
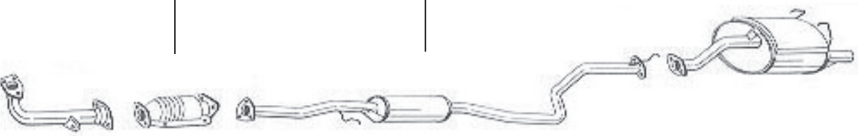
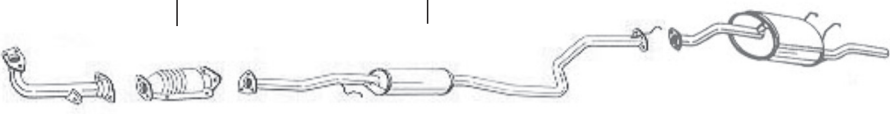
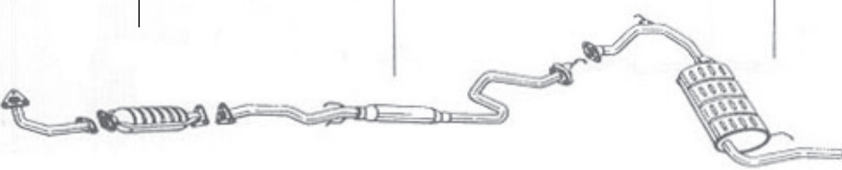

# HONDA - PEBSSA

<p><b>Accord</b>  <b>1.6, -12v, 2.0 EX</b>  <b>Sedan</b>  <b>86-89</b>            1598 cc, 88 HP,            65 KW            M° A16A1            T° CA4S4S64            1955 cc, 106 HP,            78 KW            M° AZ0AZ T° CA5</p>	<p>18210 SE0 000      18220 SE0 G03      18307 SD2 J33</p> <p><b>166 - 119</b>      <b>166 - 419</b></p> 
<p><b>Accord CAT</b>  <b>Sedan+Hatchback</b></p> <p><b>1.6i 16V</b>  <b>1/98-12/02</b>            1590 cc            116 PS</p>	<p>18210-S1A-E61    18160-PDF-E02      18220-S1A-E01      18030-S1A-E02</p> 
<p><b>Civic</b>  <b>1.2</b>  <b>Hatchback</b>  <b>73-76</b>            1169 cc, 60 HP,            44 KW            M° EB1, EB2            M° SBB/SBC</p>	<p>18300 634 671      18210 634 670      18307 634 305</p> <p><b>166 - 405</b></p> 
<p><b>Civic</b>  <b>1.2 Hatchback</b>  <b>77-79</b>            1238 cc, 63 HP,            46 KW            M° EB2, EB3</p>	<p>18210 634 600      18307 634 662</p> <p><b>166 - 506</b>      <b>166 - 406</b></p> 
<p><b>Civic</b>  <b>1.2 Hatchback</b>  <b>78-79</b>            1238 cc, 63 HP,            46 KW            M° EB3</p>	<p>18210 683 600      18307 659013</p> <p><b>166 - 507</b>      <b>166 - 407</b></p> 

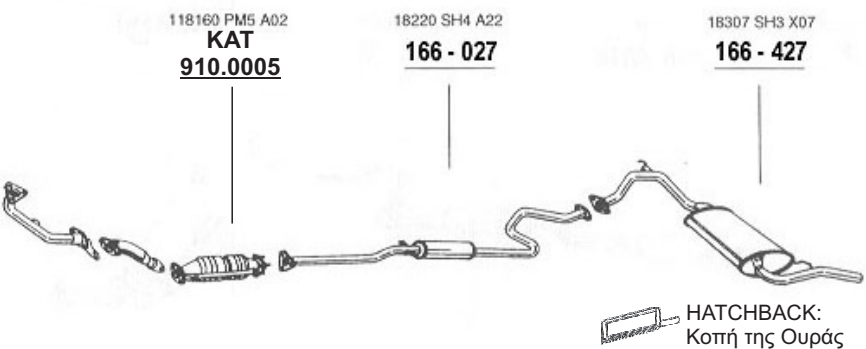
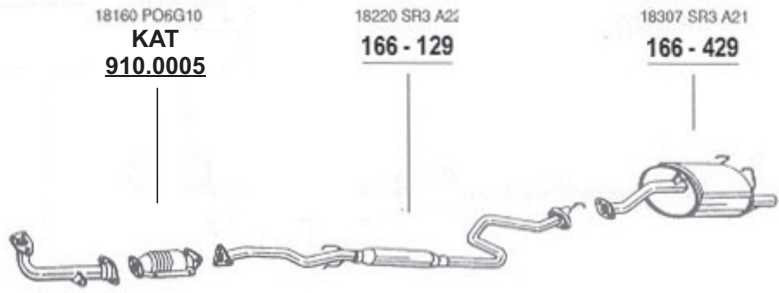
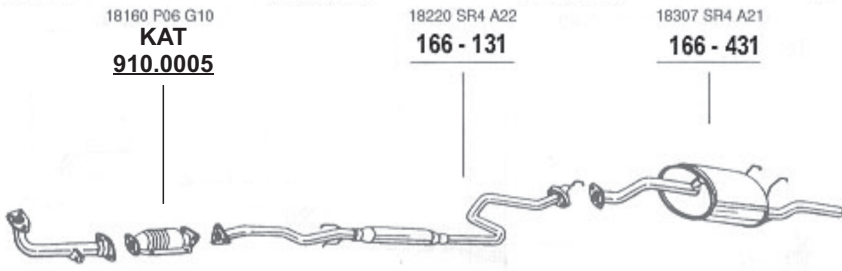
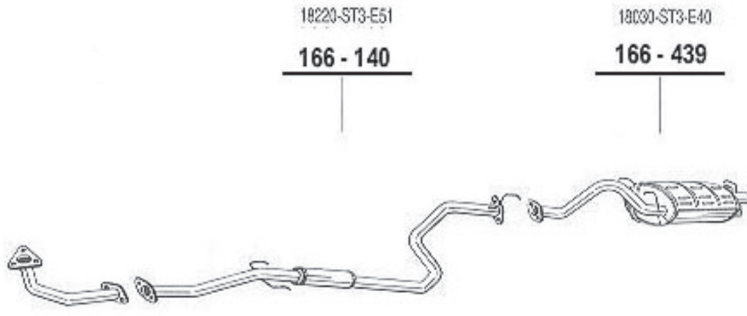

<p>18210 SAO 606 <b>(A) 166 - 115</b></p>  <p>18307 SAO-355 <b>166 - 415</b></p> 	<p><b>Civic</b> <b>1.3</b> <b>Hatchback</b> <b>80-11/83</b> 1335 cc, 60 HP, 44 KW M°EN 1,2,4 T° SL/SS (A) 3 DOOR</p>
<p>18210 SA1 606 <b>166 - 116</b></p>  <p>18307 SAB 601 <b>166 - 416</b></p> 	<p><b>Civic</b> <b>1.3 Ballade</b> <b>80-83</b> 1335 cc, 60 HP, 44 KW</p>
<p>18210 SAO 651 <b>166 - 520</b></p>  <p>18307 SAD 966 <b>166 - 420</b></p> 	<p><b>Civic</b> <b>1.3 S</b> <b>Hatchback</b> <b>81-11/83</b> 1335 cc, 70 HP, 51 KW T° EN4 T° SL</p>
<p>18220 SB3 606 <b>166 - 122</b></p>  <p>18307 SB3 602 <b>166 - 422</b></p> 	<p><b>Civic</b> <b>1.2, 1.3, 1.5</b> <b>Hatchback</b> <b>12/83-11/87</b> 1187 cc, 54 HP, 40 KW M°ZA2 1342 cc, 71 HP, 52 KW M°EV2 1488 cc, 85 HP, 63 KW M°EW2</p>
<p>18220 SB4601 <b>166 - 121</b></p>  <p>18307 SB4602 <b>166 - 421</b></p> 	<p><b>Civic/Ballade</b> <b>9/83-8/87</b> 1300, 1500</p>

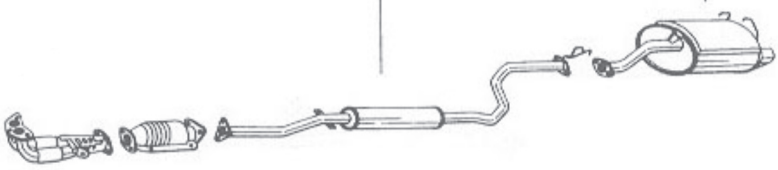
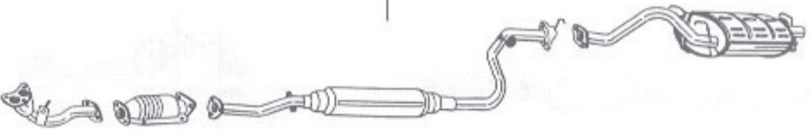
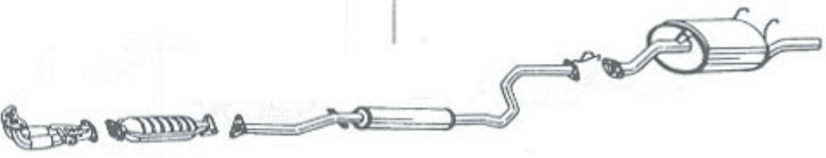
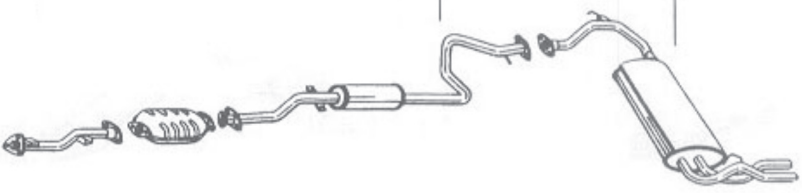
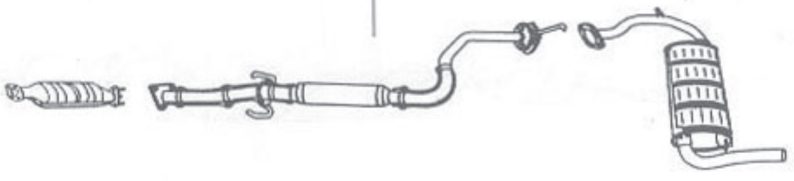
# HONDA - PEBSSA

<p><b>Civic Hatchback</b></p> <p>1.2, 1.3 9/87-6/88 75 PS</p>	 <p>18220 SH3 G04 <b>166 - 126</b></p> <p>18307 SH3 J06 <b>166 - 425</b></p>
<p><b>Civic Hatchback</b> <b>CAT</b></p> <p>1.3 16V 9/89-10/91 1342 cc 75 PS Mot: D13B2</p>	 <p>18160 P06G10 <b>KAT</b> <b>910.0005</b></p> <p>18220 SH3 A01 <b>166 - 125</b></p> <p>18307 SH3 J06 <b>166 - 425</b></p>
<p><b>Civic Sedan</b></p> <p>1.2, 1.3 9/87-8/89 75 PS</p>	 <p>18220 SH3 G04 <b>166 - 126</b></p> <p>18307 SH4 316 <b>166 - 426</b></p>
<p><b>Civic Hatchback</b> <b>CAT</b></p> <p>1.3 DX 16V 11/91-12/95 1342 cc, 75 HP, 55 KW M° SOHC/D13B2 T° EG3</p>	 <p>18160 P06G10 <b>KAT</b> <b>910.0005</b></p> <p>18220 SR3 A22 <b>166 - 129</b></p> <p>18307 SR3 A21 <b>166 - 429</b></p>
<p><b>Civic Sedan</b> <b>CAT</b></p> <p>1.4 16V 9/87-12/91 1396 cc 90 PS Mot: D14AY</p>	 <p>18160 P06G10 <b>KAT</b> <b>910.0005</b></p> <p>18220 SH3 A01 <b>166 - 125</b></p> <p>18307 SH4 316 <b>166 - 426</b></p>


 <p>18 220 ST3 E60 <b>166 - 139</b></p> <p>18 030 ST3 E40 <b>166 - 439</b></p>	<p><b>Civic</b> <span style="border: 1px solid black; padding: 2px;">CAT</span></p> <p><b>1.4i -16V Hatchback 95- 5-<sup>th</sup> upo</b> 1396 cc, 90 HP, 66 KW M° D14A2 T° MA8</p>
 <p>18160-P3Y-GC0 <b>KAT 910.0005</b></p> <p>18220-S04-E41 <b>166-141</b></p> <p>18030-S03-E40 <b>166-429</b></p>	<p><b>Civic</b> <span style="border: 1px solid black; padding: 2px;">CAT</span></p> <p><b>1.4i -16V Hatchback 96- 3</b> 1396 cc, 75 HP, 55 KW M°D14A3 1396 cc, 90 HP, 66 KW M°D14A4</p>
 <p>18160-P3Y-GC0 <b>KAT 910.0005</b></p> <p>18220-S04-E41 <b>166-141</b></p> <p>18030-S03-E40 <b>166-431</b></p>	<p><b>Civic</b> <span style="border: 1px solid black; padding: 2px;">CAT</span></p> <p><b>Sedan</b></p> <p><b>1.4 16V 1/96-10/01</b> 1396 cc 90 PS Mot: D14A4</p>
 <p>18160 P06G10 <b>KAT 910.0005</b></p> <p>18220 SH3 A01 <b>166 - 125</b></p> <p>18307 SH3 J06 <b>166 - 425</b></p>	<p><b>Civic</b> <span style="border: 1px solid black; padding: 2px;">CAT</span></p> <p><b>Hatchback</b></p> <p><b>1.5i 16V 11/87-8/88</b> 1493 cc 90, 94 PS</p>
 <p>18160 P06G10 <b>KAT 910.0005</b></p> <p>18220 SH3 A01 <b>166 - 125</b></p> <p>18307 SH4 316 <b>166 - 426</b></p>	<p><b>Civic</b> <span style="border: 1px solid black; padding: 2px;">CAT</span></p> <p><b>Sedan</b></p> <p><b>1.5i 16V 11/87-8/88</b> 1493 cc 90, 94 PS</p>

# HONDA - PEBSSA

<p><b>Civic</b> <span style="border: 1px solid black; padding: 2px;">CAT</span> Sedan - Hatchback</p> <p><b>1.5i 16v</b> <b>9/88-11/91</b> 1493 cc 90 PS Mot: D15B2</p>	 <p>118160 PM5 A02 <b>KAT</b> <b>910.0005</b></p> <p>18220 SH4 A22 <b>166 - 027</b></p> <p>18307 SH3 X07 <b>166 - 427</b></p> <p>HATCHBACK: Κοπή της Ουράς</p>
<p><b>Civic</b> <span style="border: 1px solid black; padding: 2px;">CAT</span> Hatchback DXi-LSi</p> <p><b>1.5i 16v</b> <b>1/92-12/95</b> 1493 cc 90 PS Mot: D15B2</p>	 <p>18160 P06G10 <b>KAT</b> <b>910.0005</b></p> <p>18220 SR3 A22 <b>166 - 129</b></p> <p>18307 SR3 A21 <b>166 - 429</b></p>
<p><b>Civic</b> <span style="border: 1px solid black; padding: 2px;">CAT</span> Sedan DXi-LSi</p> <p><b>1.5i 16v</b> <b>1/92-12/95</b> 1493 cc 90 PS Mot: D15B2</p>	 <p>18160 P06 G10 <b>KAT</b> <b>910.0005</b></p> <p>18220 SR4 A22 <b>166 - 131</b></p> <p>18307 SR4 A21 <b>166 - 431</b></p>
<p><b>Civic</b> <span style="border: 1px solid black; padding: 2px;">CAT</span> <b>1.5i VTEC-E -16V</b> Hatchback <b>95-</b> D5 1493 cc, 90 HP, 66 KW M°D15Z3 T°M9</p>	 <p>18220-ST3-E51 <b>166 - 140</b></p> <p>18030-ST3-E40 <b>166 - 439</b></p>
<p><b>Civic</b> <span style="border: 1px solid black; padding: 2px;">CAT</span> <b>1.6i -16V</b> Sedan <b>09/87-12/91</b> 1590 cc, 107 HP, 79 KW M°ED4</p>	 <p>18160 PM5 A01 <b>KAT</b> <b>910.0005</b></p> <p>18220 SH3 A11 <b>166 - 136</b></p> <p>18307 SH4 317 <b>166 - 436</b></p>

<p>18160 PO6 J20</p> <p>16220 SR3 A72 <b>166 - 133</b></p> <p>18307 SR3 J41 <b>166 - 433</b></p> 	<p><b>Civic</b> <span style="border: 1px solid black; padding: 2px;">CAT</span></p> <p><b>1.6i ES-16V Hatchback 01/92-94</b> 1590 cc, 125 HP, 92 KW M° D16Z6 T° EG5</p>
<p>18 220 ST3 E60 <b>166 - 139</b></p> <p>18 030 ST3 E40 <b>166 - 439</b></p> 	<p><b>Civic</b> <span style="border: 1px solid black; padding: 2px;">CAT</span></p> <p><b>Hatchback 5-θupo</b></p> <p><b>1.6i 16v 1/97-10/00</b> 1493 cc 90 PS Mot: D15B2</p>
<p>18160 P28 G20</p> <p>16220 SR4 A72 <b>166 - 137</b></p> <p>18307 SR4 J41 <b>166 - 437</b></p> 	<p><b>Civic</b> <span style="border: 1px solid black; padding: 2px;">CAT</span></p> <p><b>1.6i ES -16V Sedan 01/92-</b> 1590 cc, 125 HP, 92 KW M° SOHC, D16Z6 T° EH9</p>
<p>18160 PM5 G02</p> <p>18220 SH X23 <b>166 - 128</b></p> <p>18307 SR 2JA2 <b>166 - 428</b></p> 	<p><b>Civic</b> <span style="border: 1px solid black; padding: 2px;">CAT</span></p> <p><b>1.6i CRX -16V Coupè 06/89-12/91</b> 1590cc, 124 HP, 91 KW M° D16Z5 T° ED9</p>
<p>18 220 SH2X31 <b>166 - 138</b></p> <p>18 307 SH3X31 <b>166 - 438</b></p> 	<p><b>Civic</b> <span style="border: 1px solid black; padding: 2px;">CAT</span></p> <p><b>CRX 1.6i, 16V VTEC 90-</b> 1590 cc, 150HP</p>

# HONDA - PEBSSA

<p><b>CR-V</b> <span style="border: 1px solid black; padding: 2px;">CAT</span> 2.0i -16V 4X4 97- 1973 cc, 128 HP, 94 KW</p> <p>(A) Χωρίς 2ο Λάμδα (B) Με 2ο Λάμδα</p>	<p style="text-align: center;">KAT <u>910.1020 (A)</u> <u>910.1021 (B)</u></p> <p style="text-align: center;">16220-S10-A02 <u>166 - 450</u></p> <p style="text-align: center;">18030-S10-A00 <u>166 - 250</u></p> 
<p><b>HR-V</b> <span style="border: 1px solid black; padding: 2px;">CAT</span> 4x4 3-θυρο</p> <p>1.6i 16v 9/98- 1590 cc 105, 125 PS Mot: D16W</p>	<p style="text-align: center;">KAT <u>910.1000</u></p> <p style="text-align: center;"><u>166-051</u></p> <p style="text-align: center;"><u>166-251</u></p> 