

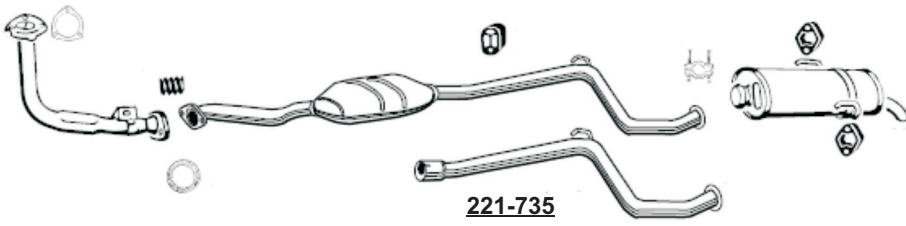
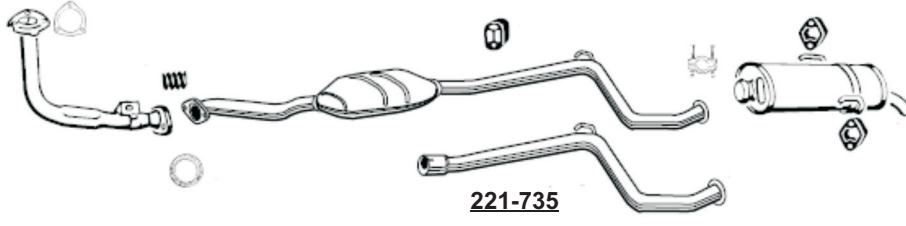

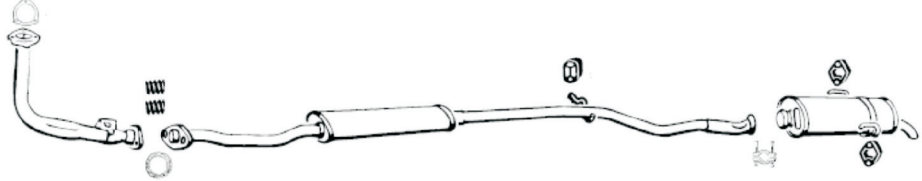
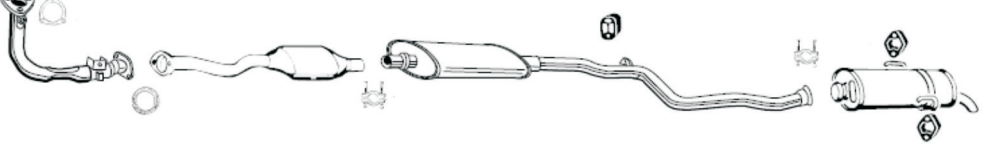
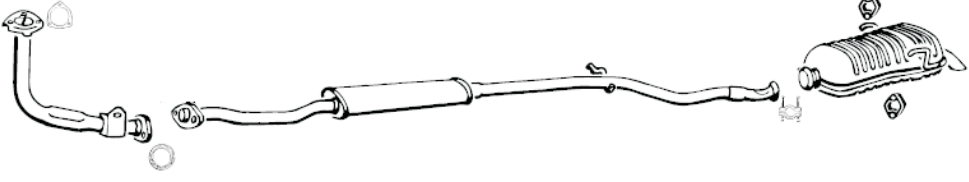

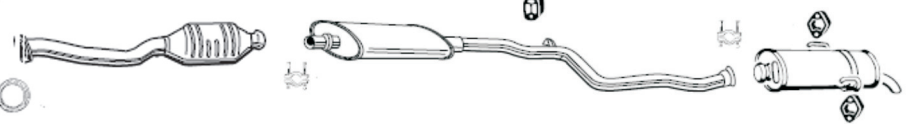


PEBSSA - PEUGEOT

<p>170263 221 - 531</p> <p>172824 221 - 031</p> <p>172549 221 - 231</p> 	<p>104 GL - GL6 - GR - SL - SR 79-02/82 954 cc, 45 HP, 33 KW M^oXV3</p>
<p>1705-16</p> <p>1726-97</p> 	<p>106 1.0 9/91-7/92 954 cc 45 PS , 33 kW Mot.: TU9</p>
<p>1705-44 221-534</p> <p>1731-52 CAT 922.0000</p> <p>1726-L7 221-235</p> <p>221-735</p> 	<p>106 KAT 1.0i 9/91- 954 cc 50 PS , 37 kW Mot.: TU9M, TU9MZ</p>
<p>1705-19</p> <p>1731-52 CAT 922.0000</p> <p>1726-L7 221-235</p> <p>221-735</p> 	<p>106 KAT 1.1i 9/91- 1124 cc 60 PS , 44 kW Mot.: TU1M, TU1MC, TU1MZ</p>
<p>1731-N9 CAT 905.6009</p> <p>1717-T0 123-760</p> <p>1726-JS 221-245</p> <p>Στενός Κώνος</p> 	<p>106 KAT 1.1i 7/00- 1124 cc 60 PS , 44 kW Mot.: TU1JP</p>





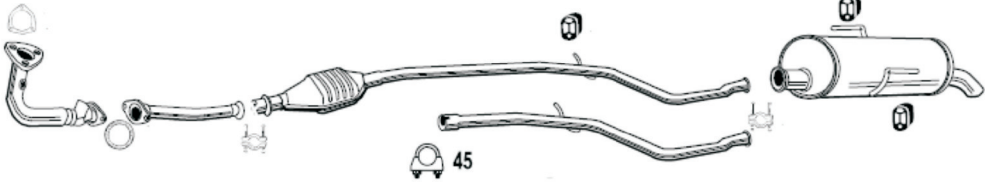
PEUGEOT - PEBSSA

<p>106</p> <p>1.4i 9/91-7/92 1360 cc 75 PS , 55 kW Mot.: TU32</p>	<p>95638423</p> <p>1728 97</p> <p>1726-L7 <u>221-235</u></p> 
<p>106 KAT</p> <p>1.4i 9/91-99 1360 cc 75 PS , 55 kW Mot.: TU3JP, TU3M(KDY), TU3MC(KDX)</p>	<p>1705 65</p> <p>1731-E3 CAT <u>922.0004</u></p> <p>1717-68 <u>221-035</u></p> <p>1726-L7 <u>221-235</u></p> 
<p>106 XSi</p> <p>1.4i 9/91-92 1360 cc 100 PS , 74 kW Mot.: TU3FJ</p>	<p>1705-18</p> <p>1728-98</p> <p>1726-72 <u>221-239</u></p> 
<p>106 KAT</p> <p>XSi- Le Mans</p> <p>1.4i 9/91-96 1360 cc 95 PS , 69 kW Mot.: TU3FJ2</p>	<p>1731-E3 CAT <u>922.0004</u></p> <p>1717-35 <u>221-039</u></p> <p>1726-72 <u>221-239</u></p> 
<p>106</p> <p>1.4 Diesel 8/92- 1360 cc 50 PS , 37 kW Mot.: TUD3(KNY-KNB)</p>	<p>1731-E3 CAT <u>922.0004</u></p> <p>1717-68 <u>221-035</u></p> <p>1726-L7 <u>221-235</u></p> 



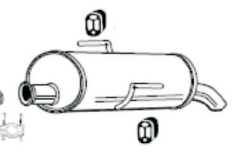
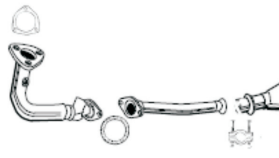
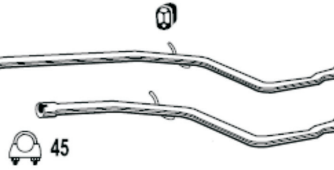
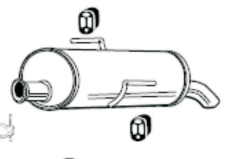



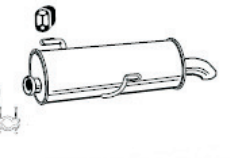

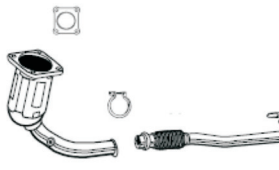
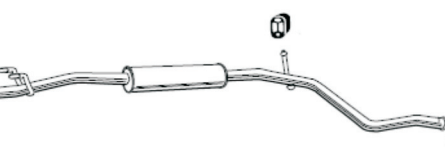
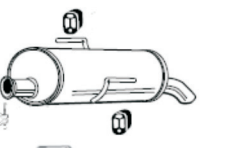


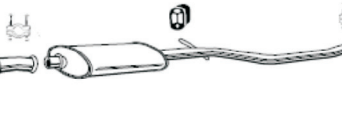
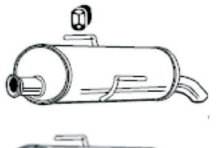

PEBSSA - PEUGEOT

<p>1705 66</p> <p>1728 99 221 - 035</p> <p>1726 96 221 - 235</p>	<p>106 CAT</p> <p>1.6i Griffes 94- 1587 cc, 90 HP, 66 KW M°TU5JP T°1ANFZ2, 1CNFZ2</p>
<p>1705.A7</p> <p>1731-E3 CAT 922.0004</p> <p>1717-35 221-039</p> <p>1726-72 221-239</p>	<p>106 CAT</p> <p>1.6i Rallye 04/96- 1587 cc, 103 HP, 76 KW M°TU5J2 T°1CNFWE</p>
<p>1731-E3 CAT 922.0004</p> <p>1717-35 221-039</p> <p>1726-72 221-239</p>	<p>106 CAT</p> <p>1.6 GTi -16V 04/96- 1587 cc, 120 HP, 88 KW M°TU5J4 T°1CNFXE</p>
<p>1703 31</p> <p>1725 78 221 - 250</p>	<p>205</p> <p>1.0 L, GE, GL, XE, XL 02/83-09/86 954 cc, 45 HP, 33 KW M°XV8 T°741A01, 741A07, 741C01</p>
<p>1704 22</p> <p>1728 57</p> <p>1726 63 221 - 251</p>	<p>205</p> <p>1.0-1.1 GL, XE, Junior 07/87-92 954 cc, 45 HP, 33 KW M°TU9 T°20AC11, 20CC11 1124 cc, 50 HP, 36 KW M°TU1 T°20AH11, 20AH12</p>

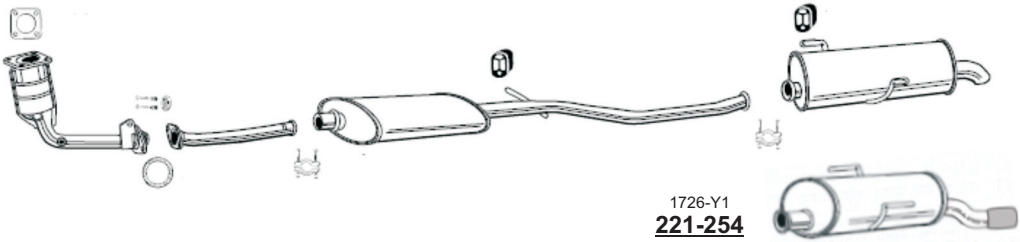
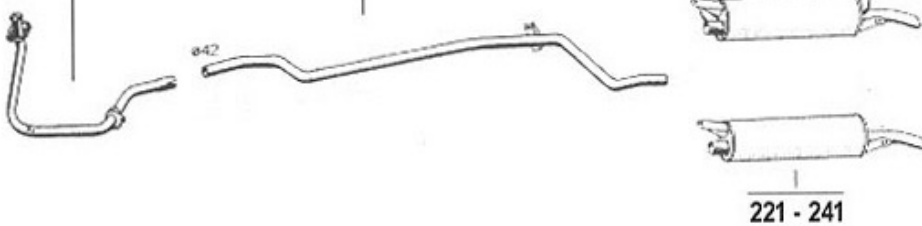
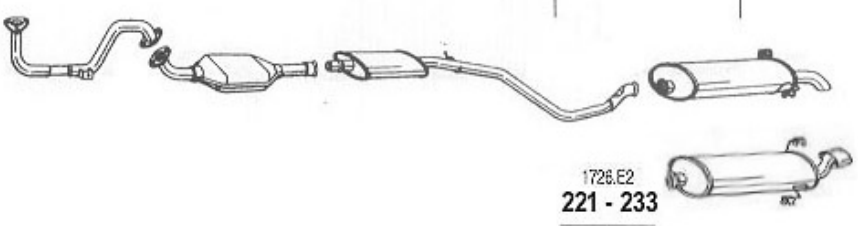
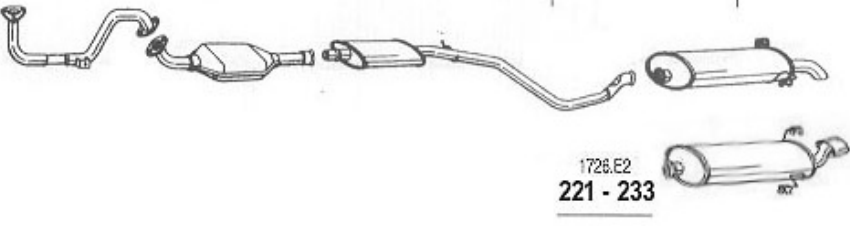

PEUGEOT - PEBSSA

<p>205 CAT</p> <p>Junior 93- 954 cc, 50 HP, 37 KW M^oTU9M T^o20ACD1, 20ACD2, 20CCD1, 20CCD2</p>	<p>1705 43</p> <p>1721-96 CAT 922.1003</p> <p>1726 66 221 - 252</p> 
<p>205</p> <p>1.1-1.3 XA, XRA 07/87-07/88 1118 cc, 50 HP, 36 KW M^oE1 T^o20SE11, 20SE12, 20SG12 1294 cc, 65 HP, 48 KW M^oG1</p>	<p>1704 20</p> <p>1726 63 221 - 251</p> 
<p>205 CAT</p> <p>1.1-1.4 XA, XE, XL, XR, Cj, GE, Cabriolet 11/89- 1124 cc, 60 HP, 44 KW M^oTU1M T^o20AHD2, 20CHD2, 20DHD2, 20SHD2 1360 cc, 75 HP, 55 KW M^oTU3M, TU3MC T^o20AKD2, 20CKD2</p>	<p>1704 88</p> <p>1721-96 CAT 922.1003</p> <p>1726 66 221 - 252</p> 
<p>205</p> <p>1.4 GR, SR, XR, CJ, Green 07/87-92 1360 cc, 60 HP, 44 KW 1360 cc, 70 HP, 51 KW M^oTU3 T^o20AK11, 20AK12, 20CK12</p>	<p>1704 98</p> <p>1728 57</p> <p>1726 63 221 - 251</p> 
<p>206</p> <p>1.1i 9/98- 1124 cc 56 , 60 PS - 41 , 44 KW Mot.: HFY, HFZ (TU1JP)</p>	<p>1717-21 1717-22</p> <p>1731-E5 CAT 922.5001</p> <p>1726-X9 221-256</p> <p>45</p> 

PEBSSA - PEUGEOT

<p>1731-S4 CAT 922.5003</p> 	<p>1726-J0 221-056</p> 	<p>1726-X9 221-256</p> 	<p>206</p> <p>1.1i 9/98- 1124 cc 60 PS , 44 kW Mot.: HFX (TU1JP)</p>
<p>1705 CA 1705 Z4</p> 	<p>1731-E5 CAT 922.5001</p> 	<p>1726-X9 221-256</p>  <p>1726-Y1 221-254</p> 	<p>206</p> <p>1.4i 9/98- 1360 cc 75 PS , 55 kW Mot.: K6C, KFX (TU3JP)</p>
<p>1731-S4 CAT 922.5003</p> 	<p>1726-J0 221-056</p> 	<p>1726-X9 221-256</p>  <p>1726-Y1 221-254</p> 	<p>206</p> <p>1.4i 9/98- 1360 cc 75 PS , 55 kW Mot.: KFW, KFX (TU3JP)</p>
<p>1717AS</p> 	<p>1726-X9 221-256</p> 	<p>1726-X9 221-256</p>  <p>1726-Y1 221-254</p> 	<p>206</p> <p>1.4i 16V 10/03- 1360 cc 88 PS , 65 kW Mot.: KFU (ET3J4)</p>
<p>1705 CA 1705 Z4 1731 E7 1717 A2</p> 	<p>1726-X9 221-256</p> 	<p>1726-X9 221-256</p>  <p>1726-Y1 221-254</p> 	<p>206</p> <p>1.6i 9/98-12/00 1587 cc 89 PS , 65 kW Mot.: NFZ (TU5JP)</p>




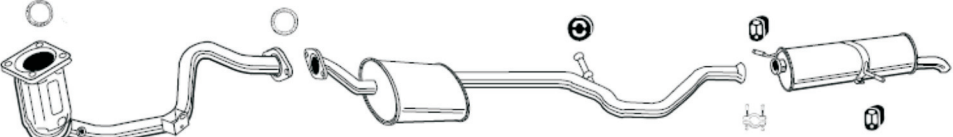


PEUGEOT - PEBSSA

<p>206</p> <p>1.6i 12/00- 1587 cc 109 PS, 80 kW Mot.: NFU (TU5JP4)</p>	<p>1731-R3 CAT 922.5006</p>	<p>1705 HF</p>	<p>1717 H9</p>	<p>1726-X9 221-256</p>  <p>1726-Y1 221-254</p>
<p>305</p> <p>1.3, 1.5 GL, GR, SR 11/77-88 1290 cc, 60 HP, 44 kW M°XL5 T°581 1472 cc, 74 HP, 54 kW M°XR5 T°581A11, 581A21, 581M11</p>	<p>1702 62 221 - 540</p>	<p>1722 60 221 - 740</p>		<p>1724 98 221 - 240</p> <p>221 - 241</p> 
<p>306 CAT</p> <p>1.1 XN, XA Hatchback 03/93- 1124 cc, 60 HP, 44 kW M°TU1M T°7AHDZ2, 7CHDZ2, 7SHDZ2</p>	<p>1705 A8</p>	<p>1731 21</p>	<p>1717 24 221 - 036</p>	<p>1726 94 221 - 236</p> <p>1726.E2 221 - 233</p> 
<p>306 CAT</p> <p>1.4 XN, XR Hatchback 03/93- 1360 cc, 75 HP, 55 kW M°TU3M/MC T°7AKDX2, 7CKDX2, 7SKDX2</p>	<p>1705 A8</p>	<p>1731 21</p>	<p>1717 24 221 - 036</p>	<p>1726 94 221 - 236</p> <p>1726.E2 221 - 233</p> 
<p>306 CAT</p> <p>1.4i Sedan 04/97- 1360 cc, 75 HP, 55 kW M°TU3JP T°7BKFXE, 7BKFXT, 7BKFXW</p>	<p>1705.V8</p>	<p>1731.95</p>	<p>1717.37 221 - 037</p>	<p>1726.C0 221 - 237</p> 

PEBSSA - PEUGEOT

<p>1705.V8 1731.95 1717.37 1728.C0</p> <p>221 - 037 221 - 237</p>	<p>306 CAT</p> <p>1.4i Stationwagon 04/97- 1360 cc, 75 HP, 55 KW M°TU3JP T°7EKFXE., 7EKFXT, 7EKFXW</p>
<p>1717.24 1726.94</p> <p>221 - 036 221 - 236</p> <p>1726.E2 221 - 233</p>	<p>306 CAT</p> <p>1.6 XR, XT, Rolland Garros Hatchback 03/93- 1587 cc, 90 HP, 66 KW M°JU5JP T°7ANFZ2, 7CNFZ2</p>
<p>1717.37 1728.C0</p> <p>221 - 037 221 - 237</p>	<p>306 CAT</p> <p>1.6i Sedan 04/97- 1587 cc, 90 HP, 66 KW M°TU5JP T°7BNFZE, 7BNFZW</p>
<p>1705.51 1717.24 1726.94</p> <p>221 - 036 221 - 236</p>	<p>306 CAT</p> <p>1.8 XR, XT, Hatchback 03/93- 1761 cc, 103 HP, 76 KW M°XU7JP T°7ALFZ2, 7ALFZ4, 7ALFZ8, 7CLFZ2, 7CLFZ4, 7CLFZ8</p>
<p>1705.52 1717.26 1726.80</p> <p>221 - 038 221 - 238</p>	<p>306 CAT</p> <p>2.0 S16 Le Mans -16V Hatchback 94- 1998 cc, 155 HP, 114 KW M°XU10J4 T°7ARFY2, 7CRFY2</p>

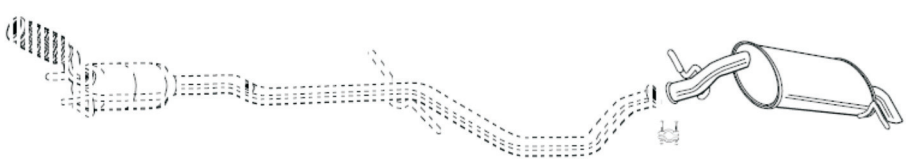

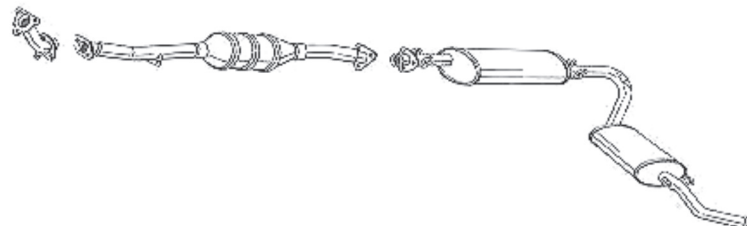






PEUGEOT - PEBSSA

<p>307 KAT</p> <p>1.4 8/00- 1360 cc 75 PS , 55 kW Mot.: KFW, K6D (TU3JP)</p>	<p style="text-align: center;">1731-HR CAT 922.6020</p> <p style="text-align: center;">1717-N9 221-767</p> <p style="text-align: center;">1726-KF 221-267</p> 
<p>307 KAT</p> <p>1.6 16V 8/00- 1587 cc 109 PS , 80 kW Mot.: NFU, N6A (TU5JP4)</p>	<p style="text-align: center;">1731-T7 CAT 922.6021</p> <p style="text-align: center;">1717-R3 221-067</p> <p style="text-align: center;">1726-KF 221-267</p> 
<p>307 KAT</p> <p>Stationwagon </p> <p>1.6 16V 8/00- 1587 cc 109 PS , 80 kW Mot.: NFU, N6A (TU5JP4)</p>	<p style="text-align: center;">1731-T7 CAT 922.6021</p> <p style="text-align: center;">1717-Q3 221-068</p> <p style="text-align: center;">1726-LK 221-268</p> 
<p>309</p> <p>1.1, 1.3 GE, GL, GR SR, Profil, XE, XL 85-06/89 1118 cc, 55 HP, 40 KW M^oE1A T^o10AE11, 10AE12, 10AG12, 10CE11, 10CG12, 10SE11, 10SE12, 10SG11 1294 cc, 65 HP, 48 KW M^oG1A</p>	<p style="text-align: center;">1703 88</p> <p style="text-align: center;">1726 06 221 - 260</p> 
<p>309 CAT</p> <p>1.1, 1.4i XE, GE, GL, XL, Profil 01/90- 1124 cc, 60 HP, 44 KW M^oTU1M T^o3AHDZ2, 3CHDZ2 1360 cc, 75 HP, 55 KW M^oGTU3M T^o3AKDY2, 3CKDY2</p>	<p style="text-align: center;">1704 88</p> <p style="text-align: center;">1731-T7 CAT 922.3001</p> <p style="text-align: center;">1731-T7 221-260</p> 



PEBSSA - PEUGEOT

<p>1704-90 CAT <u>922.4002</u></p>	<p>1728 91 <u>221 - 061</u></p>	<p>1726 95 <u>221 - 261</u></p>	<p>405 CAT 1.6, 1.6i GL, GR, GLX Sedan, Stationwagon/ Kombi 88-07/92 1580 cc, 72 HP, 53 KW M°XU5M, XU51C</p>
<p>1704-90 CAT <u>922.4002</u></p>	<p>1728 91 <u>221 - 061</u></p>	<p>1726 95 <u>221 - 261</u></p>	<p>405 CAT 1.6 GL, GR, SR Sedan, Stationwagon/ Kombi 07/92- 1580 cc, 89 HP, 65 KW M°XU5M</p>
	<p>1728 91 <u>221 - 061</u></p>	<p>1726 95 <u>221 - 261</u></p>	<p>405 CAT 1.8 GR, SR Sedan, Stationwagon/ Kombi 07/92- 1761 cc, 103 HP, 76 KW M°XUFJP</p>
<p>1705-G5 1705-G6 CAT <u>922.4020</u></p>	<p>1717.82 <u>221 - 065</u></p>	<p>1726.H8 <u>221 - 265</u></p>	<p>406 CAT 1.6i Sedan 10/95- 1580 cc, 88 HP, 65 KW M°XU5JP T°8BBFZD, 8BBFZE, 8BBFZ2</p>
<p>1705-G5 1705-G6 CAT <u>922.4020</u></p>	<p>1717.82 <u>221 - 065</u></p>	<p>1726.H8 <u>221 - 265</u></p>	<p>406 CAT 1.8i Sedan 97- 1761 cc, 90 HP, 66 KW M°XU7JB T°8BLFXE</p>

PEUGEOT - PEBSSA

<p>407 KAT</p> <p>Sedan & Stationwagon</p> <p>1.8 5/04- 1749 cc 116 PS , 85 kW Mot.: 6FX (EW7J4)</p>	<p>1705-SS CAT 922.4023</p> <p>1726-SZ</p> 
<p>Boxer VAN KAT</p> <p>2.0 94- 1998 cc 110 PS , 81 kW Mot.: XU10J2</p> 	<p>034.181</p> <p>170.5C1W CAT</p> <p>172.6A6 141 - 425</p> 
<p>Partner KAT</p> <p>1.1i 96- 1124 cc</p> 	<p>170.5D0</p> <p>1731.68 CAT</p> <p>171.775 123-020</p> <p>172.6N6 123-220</p> 
<p>Partner KAT</p> <p>1.4i 96- 1360 cc</p> 	<p>170.5C9</p> <p>1731.69 CAT</p> <p>171.775 123-020</p> <p>172.6N6 123-220</p> 
<p>Partner KAT</p> <p>1.1-1.4i 00-9/03 1124-1360 cc</p> 	<p>1731.L8 CAT</p> <p>1717.L9 123-021</p> <p>1726.W8 123-220</p> 

PEBSSA - PEUGEOT

<p>170.5P5 CAT</p> <p>123-220</p> 	<p>Partner </p> <p>1.9 DIESEL 96- 1905 cc</p> 